

SCG Concrete Roof Tile NeuStile Timber Series

NeuStile Timber

Realistic natural wood replica in full details including color shades, texture and deep wood grooves.






EBONY



OAK




ALDER




MAIN TILE

For roofing on the main roof area




TOP TILE

For roofing on topmost row of roof ridge




EAVES TILE

For roofing on the first row of EAVES




ANGLE RIDGE

Covering ridge area




ANGLE RIDGE END

Covering ends of ridge area
For gable-type roof




ANGLE HIP

Covering hip area




ANGLE HIP END

Covering end of hip area



VERGE

Covering verge area



VERGE END

Covering end of verge area

(Approximation) Product information

Tile size	40 x 40 cm
Minimum roof pitch	22.5 degrees
Maximum roof pitch	45 degrees
Minimum truss distance/Maximum tile overlap distance	27/13 cm
Maximum truss distance/Minimum tile overlap distance	29/11 cm
Net tile width after overlapped	35.4 cm
*Significant Pitch	35 – 40 degrees

(Approximation) Usage quantity

Main tile	10 pcs/sq.m.
Top tile per ridge length	2.8 pcs/m
Eaves tile per eaves length	2.8 pcs/m

(Approximation) Tile weight

Main tile	5.9 kg./pc.
Top tile	5.9 kg./pc.
Eaves tile	6.9 kg./pc.
Dead load	59 kg./sq.m.

(adjusting rafter size according to design load)

Minimum Fixing

Fix tiles with 2 inch self-drilling tile screws, 2 screws per tile on SCG truss in alternating rows. (Tile fixing method follows the standard specified by company.)

Warning

- Use only on residential or building roof with roof ridge height not exceeding 23 m. Tiles must be installed according to installation manual and use only standard tools from manufacturer. Do not use product for other purposes. • Personal safety protection equipment must be used while working on high roofs as well as weight distribution equipment such as ladders.
- Do not consume or place in mouth. Avoid inhaling dust from cutting, grinding, drilling or polishing the product.

Caution

- Do not coat any chemicals under roof tiles such as foam injection or paint. This may cause cracking due to unequal expansion and contraction of the tiles.
- SCG fiber cement is designed with an application method suitable only for application in Thailand. Use in foreign countries is the direct responsibility of designers, site managers and installing crews. Please study manual before using or check www.scgbuildingmaterials.com • Consult with company's technical personnel before installing on houses that have a roof area greater than 500 sq.m.
- Product colors in the images may differ from actual colors due to printing system. The company reserves the right to alter information without prior notice.

MHB-S-R18-C002-8103

All content, design, and layout are Copyright© 2018, SCG Cement – Building Materials All Rights Reserved. Reproduction in whole or part in any form or without explicit written permission is prohibited.



Available for purchase at SCG Authorized Dealers and leading construction material shops.
SCG Contact Center 02-586-2222
Email : contact@scg.com, www.scgbuildingmaterials.com